Practical Bone Manipulation in Oral Implantology

An Artform Incorporated into Modern Treatment Concepts

Course Presented by:

Dr Mukesh Soni | Dr Azhar Sheikh | Dr Sam Mohamed

More predictable surgery | Quicker treatment times | Less invasive

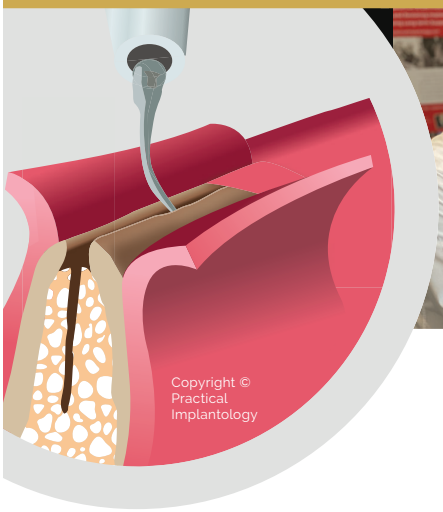





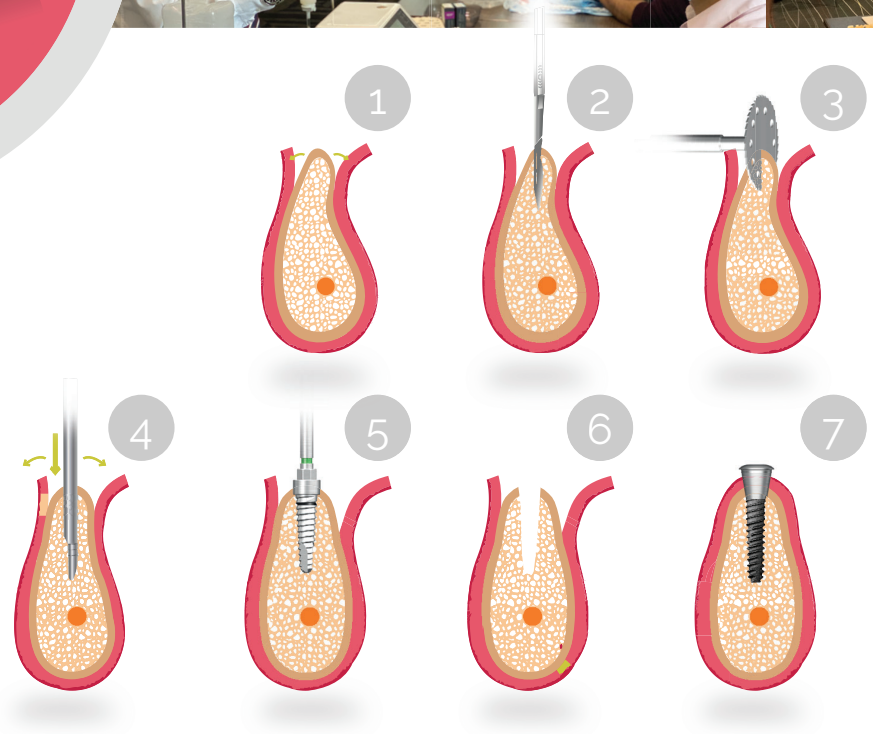

PRACTICAL IMPLANTOLOGY





Book This Course

Course Fee: £1,190 (No VAT)

Lunches Included

Venue:

Radisson Red
Building B
West Drayton
UB7 0DU

Contact:

Tel: 01327 383 172 Email: courses@osstemuk.com

www.practicalimplantology.com/bmcourse

Our Sponsors

OSSTEM IMPLANT

HIOSSEN by Osstem

NSK

verycreative.com Web Design

VC powered.co.uk Google & Social Marketing







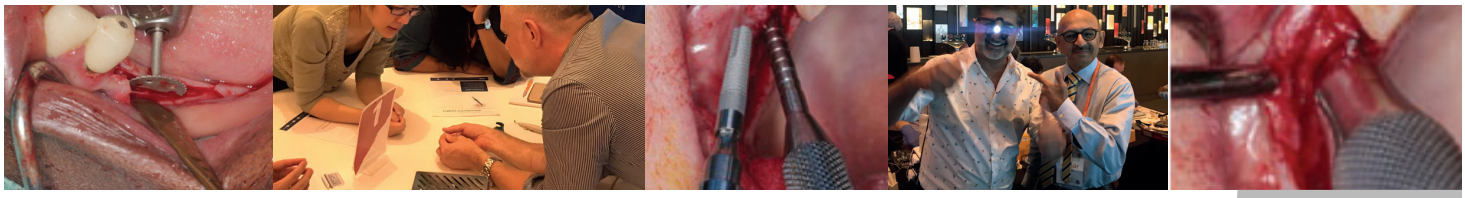

CPD
12 Hours

Course

Practical Bone Manipulation in Oral Implantology

An Artform Incorporated into Modern Treatment Concepts

Date

24th - 25th of OCt 2026

Venue

Radisson Red Building B West Drayton UB7 0DU

Summary & Learning Outcome

- 2 day programme on implantology surgical techniques
- Theory and practice of bone manipulation
- Hands-on practical experience
- Incorporate techniques into your clinical practice

Who is This Course For?

Practicing Implantologists wishing to expand their repertoire. However, all colleagues at any stage of their implant experience are invited to apply, as there will be a benefit at any stage of the journey, even if just in the planning stage.

Introduction

This two day intensive course presents the modality of bone manipulation in its various forms within the field of dental/oral implantology. In the current climate of emphasis on guided bone regeneration (GBR) techniques and graft/augmentation materials, these critical and immensely useful techniques have fallen by the wayside as there is less commercial impetus to teach them. Consequently, we would submit that bone manipulation could legitimately be described as a forgotten artform.

We will cover the history of bone manipulation, the anatomy and physiology of the osteo-periosteal complex, various techniques of bone manipulation including the importance of vital autogenous bone and the advantages of these techniques. Importantly we will present the means by which bone manipulation can be incorporated into current treatment modalities.

Day two of the course will be a hands-on session to enable participants to practice the techniques presented on day one and attendance at this will be limited.

Aims & Objectives

- Learn the anatomy and physiology of the osteo-periosteal complex and its importance
- Learn to diagnose when bone manipulation may be indicated
- Learn different bone manipulation techniques and their advantages and applications
- Learn how to integrate and incorporate bone manipulation into current treatment planning
- Learn how to combine bone manipulation with other techniques such as GBR, USING VARIOUS GRAFT MATERIALS
- Learn the limitations and appreciate complications
- Learn the patient consent required

Course Benefits

Speakers and Presenters

Mukesh Soni
BDS MSc Manc



Azhar Sheikh
BDS Manc, MFGDP UK



Sam Mohamed
BChD SE DUI



Mukesh, Sam and Azhar have known each other for over thirty years. During this time, they have been firm friends, professional colleagues, practice partners and now partners at Practical Implantology.

Although very different individuals, they both share the same core values that underpin their personal and professional approach to dentistry and specifically implantology. Jointly, they have over sixty five years of dental experience and between them have placed over 15,000 dental implants. They have experience in a wide range of implant procedures including bone manipulation and grafting, single and multiple/full arch cases.

Mukesh, Sam and Azhar have experience and training in mentoring and are ADI mentors. They have been vocational training (VT) trainers and coached countless colleagues over the years.

They, themselves have participated in lifelong learning and have been fortunate to have been trained by some of the giants of the implant field notably Professor Hilt Tatum from whom they have also absorbed and assimilated the ethics of patient interaction that underpins their approach to dentistry to this very day.

They are passionate in sharing what they have learned over their professional lives. Mukesh often talks about empowerment of the dentist. This includes sharing of all knowledge in an open, accessible, honest, unbiased and practical way that allows a dentist to expand on their skills.

"This course ensures that dentists build skills, experience and confidence in a safe structured way that allows them to introduce learned knowledge and techniques into their practice in a reproducible and predictable way for the benefit of their patients and enrichment of their professional lives".

To compliment the learning Mukesh, Sam and Azhar are happy to provide ongoing support and mentoring for anyone that wishes. They hope to create a win-for-all situation. As Mukesh says "together we are stronger".

Welcome to Practical Implantology!

Program



Day 1: Lectures

9am	Registration
9.30am-10am	Introduction and concepts of bone manipulation (an essential minimally invasive dental implantology skillset that all dentists should have)
10.am-11.15am	Bone and periosteum anatomy and physiology
11.15am-11.30am	Break
11.30am-1pm	Maxillary bone manipulation techniques
1pm-2pm	Lunch
2pm-3.15pm	Introduction to mandibular bone manipulation techniques
3.15pm-6pm	Crestal - transalveolar sinus elevation (TASE) techniques
7.30pm	Dinner

Day 2: Table Clinics & Hands-on

Group One: 9am-1pm

Group Two: 2pm-5pm

- Instrumentation learning: (Understanding hand instruments, rotary and piezo instruments)
- Hands-on experience on animal heads

